



GEO DESK DESKS

JAN 2020

GEODESK



GeoDesk is a desking range that combines the functional benefits of a bench system with minimalist style. GeoDesk offers a collaborative workspace for teams of 2 or 4, and it is also perfect for hot-desking.

TEAM DESKING

- Compact bench system.
- Slot in accessible cable management.
- Floating top and sleek styling.
- From single desks up to sets of 4.

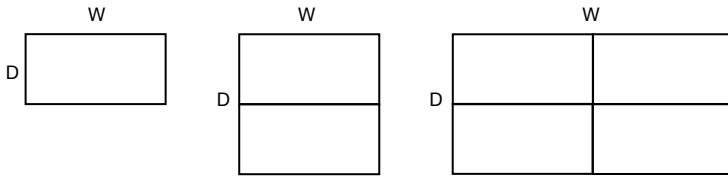


GeoDesk sets of 4 in walnut with white frames and white narrow pedestals. Shown with Perspex screens and Salhouse chairs.

FEATURES & DETAILS



DESK SHAPES



Single desk Set of 2 desks Set of 4 desks

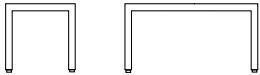
Sets of 2 and 4 benches with additional single desk option.

SPECIFICATION

- Floating desktop design made from 25mm grade E1 melamine faced high density particle board.
- Stylish angular end frame made from heavy gauge steel tube for extra strength.
- The intermediate leg adds further strength and support on sets of 4 desks.
- Height levelling feet.
- Removable cable management trays can be purchased separately.

FRAME

- Modern goalpost bench style leg frame.



CABLE PORTS

- All desks are fitted with two grey rectangular cable ports. Apart from white desktops which have white cable ports.

PEDESTAL SPECIFICATION

- 25mm top with an 18mm unit and drawer fronts. 25kg drawer runners.
- Narrow pedestal available, 18mm complete unit.
- Integral central locking, 2 keys are supplied.
- Silver bow handles.
- Height levelling feet / castors as standard.
- Steel pedestal available.

METAL & WOOD FINISHES

QS: Quick Ship | **GROUP A:** Subject to a longer lead time.

QUICK SHIP

Metal Finishes



W White


Wood Finishes



BI Birch



WH White



WA Walnut

GROUP A

Metal Finishes



W White



S Silver


Wood Finishes



BI Birch




MA Maple



WA Walnut



BE Beech



WH White



LO Light Oak

Please add the metal and wood suffix to your code when ordering eg: GERE12S2BFWBE

Wood finishes are heat, stain and scratch resistant when used for their intended purposes.

All GeoDesks are available with optional cable trays which slots easily into place upon assembly.



GEODESK



- Available
- Not Available

SINGLE DESK



W x D x H (mm)	Code	QS	Grp A	RRP
1200 x 800 x 740	GERE12S1BF	○	●	£509.23
1400 x 800 x 740	GERE14S1BF	○	●	£524.11
1600 x 800 x 740	GERE16S1BF	○	●	£538.97

SET OF 2 DESKS



W x D x H (mm)	Code	QS	Grp A	RRP
(1200) 1200 x 1605 x 740	GERE12S2BF	●	●	£755.46
(1400) 1400 x 1605 x 740	GERE14S2BF	●	●	£797.49
(1600) 1600 x 1605 x 740	GERE16S2BF	●	●	£850.37

SET OF 4 DESKS



W x D x H (mm)	Code	QS	Grp A	RRP
(1200) 2400 x 1605 x 740	GERE12S4BF	●	●	£1343.54
(1400) 2800 x 1605 x 740	GERE14S4BF	●	●	£1427.52
(1600) 3200 x 1605 x 740	GERE16S4BF	●	●	£1520.66



GeoDesk set of 4 in walnut with white frames. Shown with Ranworth chairs.

QS: Quick Ship | **GROUP A:** Subject to a longer lead time.

PEDESTALS

Personal storage solutions for the working office.

- Available
- Not Available



Pedestal	W x D x H (mm)	Finishes	2 Drawer	3 Drawer	QS	Grp A	RRP
Steel Mobile Narrow	300 x 570 x 600	Silver	–	AUNP57STD3S	○	●	£291.90
Steel Mobile Narrow	300 x 570 x 600	White	–	AUNP57STD3W	○	●	£291.90
Steel Mobile	420 x 570 x 600	Silver	–	AUMP57STD3S	○	●	£296.10
Steel Mobile	420 x 570 x 600	White	–	AUMP57STD3W	○	●	£296.10
Mobile	400 x 600 x 542	See Wood Finishes	STMP60D2	STMP60D3	●	●	£228.88
Narrow Under Desk	310 x 555 x 680	See Wood Finishes	–	STNP60D3	●	●	£296.00

A range of handle designs are available.

We offer a selection of pedestal accessories including pen trays and a variety of handle options. See page 190.

Bow Handles



Mosaic Handles



Matrix Handles



Oval Handles



Bar Handles



CABLE TRAYS

All GeoDesks cable trays are available in white to match the desk frame.



W x D x H (mm)	Code	QS	Grp A	RRP
1200 x 134 x 152	GECTRAY12	●	●	£65.71
1400 x 134 x 152	GECTRAY14	●	●	£70.57
1600 x 134 x 152	GECTRAY16	●	●	£75.40



QS: Quick Ship | **GROUP A:** Subject to a longer lead time.



OFFICE (By Appointment Only)
C/o Supreme Windows | Fence Bank North | Walpole Highway
Wisbech | Cambs. | PE14 7QS

T: 07733 333069 | E: louise@azure-interiors.co.uk

www.azure-interiors.co.uk



January 2020

E&OE January 2020

Images featured within this brochure are for illustrative purposes and appearances may vary from those shown. Due to our ongoing initiatives, Lee & Plumptre Ltd. reserve the right to change, modify or delete products at any time without notification.

